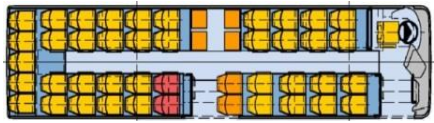


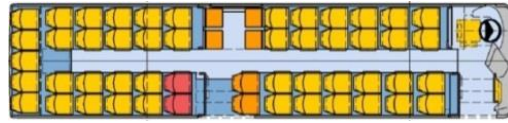
CROSSWAY



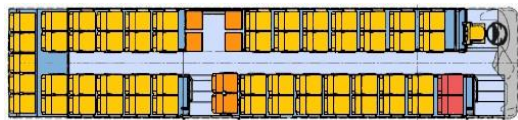
Crossway POP 10,8/12/13 m - Diesel EURO VI



Layout 10,8 m: 47 passengers seats



Layout 12 m: 55 passengers seats



Layout 13 m: 61 passengers seats

Max passengers capacity: 63 passengers seats

Length	10 757 mm	12 097 mm	12 962 mm
Width	2 550 mm		
Height (With/without A/C)	3 460/3 370 mm		
Wheelbase	5 300 mm	6 200 mm	7 065 mm
Front / Rear Overhang	2 165 / 3 292	2 605 / 3 292 mm	
Floor height	860 mm		
Internal height	2 280 mm		
Front / Middle door access height	344 / 344 mm		
Front / Middle width	800 mm / 1200 mm		
Wall-to-wall turning radius	9 250 mm	10 770 mm	11 900 mm
Kerb-to-kerb turning radius	7 820 mm	8 990 mm	10 120 mm
Approach / Departure angles	8,3° / 8°		
GVW (max permitted weight depends on local legislation, Cursor / Tector)	19 000kg / 18000kg		
Max. weight Rear/Front axle	12 600kg / 7 100kg		
Volume of the luggage comp. (m3)	3,5	5,7	6,8
Volume of the luggage racks (m3)	2,4	2,8	3

	CURSOR 9 EURO VI	TECTOR 7 EURO VI
Power	265 kW (360 hp) @ 2200 rpm	235 kW (320 hp) @ 2500 rpm
Torque	1650 Nm @ 1200 rpm	1100 Nm @ 1250 – 1600 rpm
Displacement	8,7 litres	6,7 litres
6 cylinders in line, vertical rear, Common Rail		

CROSSWAY POP - 10,8/12/13 m - Diesel EURO VI

BODY AND EXTERIOR EQUIPMENT

- Anticorrosion cathaphoretic treatment of the structure and of the body, finished with a polyurethane resin final coat.
- Front door and middle door 800 mm 1 leaf, external opening
- Lateral luggage compartment doors in aluminum
- Access to the front lights through opening corners
- External rearview mirrors, heated, manual control

INTERIOR EQUIPEMENT

- Self-adhesive anti-slip PVC carpet on the floor
- Lateral walls covered by laminated panels
- Roof covered by laminated panels
- Separation walls made of laminated panels
- Four buttons "STOP" request
- Passengers seats SCOLEO
- Central platform with special equipment for the disabled person

ELECTRICAL EQUIPMENT

- Two batteries 12V – 225 AH
- Alternators: (C9) 80A + 140A/(T7) 2x150A
- Electrical box with fuses in the front left compartment
- LED Lights: front and rear direction lights, rear position lights, rear brake lights, lateral lights and side markers
- LED DRL
- Front Halogen lights, fog lights
- Fire detection system
- LED panels for the children transport
- Emergency lights on with open doors

WINDOWS/ THERMAL COMFORT

- Tinted simple glass with 5 opening units
- Two roof hatches, manual control
- Four heaters for the passengers compartment
- Independent heater Webasto 30 kW

DRIVER'S COMPARTMENT

- Adjustable driver's seat with air suspension, headrest, 3 pts safety belt
- Lateral and front sunvisors with manual control
- On board computer with fuel consumption control
- Digital tachograph

Optional:

- Middle door 1200 mm, 2 leafs external opening
- External rearview mirrors, heated, with electrical control
- Ski carrier preparation
- Towing device preparation
- Towing device

Optional:

- Internal luggage racks for passengers
- Hydraulic ramp for disabled persons
- Curtains on lateral windows
- Refrigerator integrated in the dashboard.

Optional:

- Xenon front lights
- Corner light (integrated in the fog light)
- Alternators: (C9) 2x140A/(T7) 2x90A
- Warning lights with open doors
- Lighting in the luggage compartment
- Reverse sensors, reverse camera
- 24V and 12V sockets on the dashboard

Optional:

- Two roof hatches with electrical control
- Double glasses of the lateral windows, driver's window and passengers doors
- Additional driver 's heater
- A/C with or without heating
- Electrical defrosting of the windshield

Optional:

- Driver's seat with heating system
- Driver's box with lock
- Driver's refrigerator
- Front sun visor with electrical control
- Hostess seat with three pts. safety belt
- Alco lock tester

AFTER TREATMENT SYSTEM EVI

- Hi-SCR after treatment system, main components: Diesel Oxydation Catalyst, Diesel Particulate Filter, Selective Catalytic Reduction of Nox with Ad Blue, Clean Up Catalyst.

GEARBOX

- C9: ZF 6S1610 BD mechanical gearbox/T7: ZF6S1010BO

REAR AXLE

- Single reduction hypoid rear axle equipped with "Quiet ride gears set" for low noise
- Standard axle ratio: (C9) 3,36/ (T7) 5,29

FRONT AXLE/ STEERING

- Front axle with independent wheels suspension
- Worm-type steering with integrated power steering

SUSPENSION

- Full air suspension with self- leveling sensor
- Front: 2 combined air springs/2 shock absorbers/1 leveling sensor
- Rear: 4 air springs/4 shock absorbers /1 stabilization bar/2 leveling sensors

COMPRESSED AIR

- Dual cylinder air compressor 630 cm3 (pressure 9,5 bar)
- Integrated air dryer: bleeding valves on the air tanks

BRAKES

- EBS/ESP
- Pneumatic service and emergency braking system with two independent air circuits.
- Brake discs, front and rear, with floating calipers and ABS
- Pneumatic parking brake, operating on the rear wheels

RETARDER

- Decompression engine brake
- Electromagnetic retarder with brake pedal control and hand lever control, Hydraulic integrated retarder

FUEL TANK AND UREA TANK

- 220 lt diesel tank/350l for Crossway 10,8m
- 80 lt Ad Blue tank

TYRES AND WHEELS

- 295/80 R 22,5 tyres
- Spare wheel carrier in the front overhang

Optional:

- Automatic gearbox ZF and Voith
- Robotized gearbox ZF

Optional:

- Lifting/Lowering of the vehicle's suspensions
- Reinforced shock absorbers
- Kneeling

Optional

- 310 lt diesel tank, 310+120 lt tank
- 35 lt independent diesel tank for the pre-heater
- 135 lt Ad Blue tank