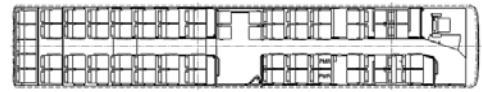
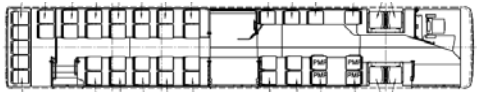
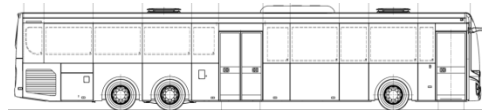
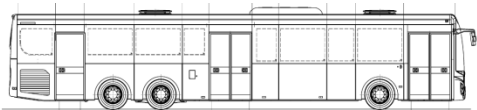
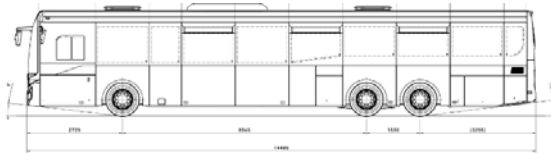


CROSSWAY



Crossway Low Entry 14,5m City & Line - Diesel EURO VI



Layout: 45 passengers seats

Layout 57+4 passengers seats*



Layout: 49 passengers seats

Length	14 495mm
Width	2 550 mm
Height (With/without A/C)	3 205 / 3 120 mm
Wheelbase front & middle / middle & rear axle	6 945 mm / 1530mm
Front / Rear Overhang	2 725 / 3 295 mm
Front / Middle door access height	320/ 330 mm
Front / Middle door width	1200 mm / 1200 mm
Wall-to-wall turning radius	11 930 mm
Kerb-to-kerb turning radius	10 070 mm
Approach / Departure angles	7°/7°
GVW (max permitted weight depends on local legislation)	24 000kg
Max. weight Front / Middle / Rear axle (Line)	6 300 / 11 600 kg / 6 300
Max. weight Front / Middle / Rear axle (City)	7 200 / 12 000 kg / 6 300

Cursor 9	
Power	265 kW (360 hp) @ 2200 rpm
Torque	1650 Nm @1200 rpm
Displacement	8,7 litres
6 cylinders in line, vertical rear, Common Rail	

CROSSWAY Low Entry City & Intercity 14,5 m - Diesel EURO VI

BODY AND EXTERIOR EQUIPMENT

- Anticorrosion cataphoretic treatment of the structure and of the body, finished with a polyurethane resin final coat.
- Front door 1200 mm 2 leaves, middle door 1200 mm 2 leaves, external opening
- Access to the front lights bulbs through revolving headlamps

INTERIOR EQUIPEMENT

- Self-adhesive anti-slip PVC carpet on the floor
- Lateral walls covered by laminated panels
- Roof covered by laminated panels
- Separation walls made of laminated panels
- Central platform in front of the middle door
- Internal luggage racks for passengers
- Passengers seats Ster (LE City) / Lineo (Intercity)

ELECTRICAL EQUIPMENT

- Two batteries 12V – 225 AH
- Two alternators 80A + 140A;
- Electrical box with fuses in the front left compartment
- LED Lights: front and rear direction lights, rear position lights, rear brake lights, lateral lights and side markers
- LED DRL
- Front Halogen lights, fog lights
- Fire detection system

WINDOWS/ THERMAL COMFORT

- Tinted simple glass with 7 opening units
- Two roof hatchecs, manual control
- Four heaters for the passengers compartment
- Independent heater

DRIVER'S COMPARTMENT

- Adjustable driver's seat with air suspension, headrest, 3 pts safety belt
- Lateral and front sunvisors with manual control
- Driver's separation
- On board computer with fuel consumption control
- Digital tachograph

Optional:

- External rearview mirrors, electrical control
- Ski carrier preparation
- Towing device preparation
- Other door combination available

Optional:

- Electrical /Manual ramp for disabled persons
- Curtains on lateral windows
- Refrigerator integrated in the dashboard.

Optional:

- Xenon front lights
- Corner light (integrated in the fog light)
- Alternators: 2x140A
- Warning lights with open doors
- Reverse sensors, reverse camera
- 24V and 12V sockets on the dashboard
- Front LCD monitor 19 inch.

Optional:

- Two roof hatches with electrical control
- Double glasses of the lateral and rear windows, driver's window and passengers doors
- A/C with or without heating
- Electrical defrosting of the front steps
- Electrical defrosting of the windshield

Optional:

- Driver's seat with heating system
- Driver's box with lock
- Driver's refrigerator
- Additional driver's heater
- Driver's A/C
- Front sun visor with electrical control
- Alco lock tester

AFTER TREATMENT SYSTEM EVI

- Hi-SCR after treatment system, main components: Diesel Oxydation Catalyst, Diesel Particulate Filter, Selective Catalytic Reduction of Nox with Ad Blue, Clean Up Catalyst.

GEARBOX

- Voith D864.6 automatic gearbox

REAR AXLE

- Single reduction hypoid rear axle equipped with "Quiet ride gears set" for low noise
- Standard axle ratio: 4,63

FRONT AXLE/ STEERING

- Front axle with independent wheels suspension
- Worm-type steering with integrated power steering

SUSPENSION

- Full air suspension with self- leveling sensor
- Front: 2 combined air springs/2 shock absorbers/1 leveling sensor
- Rear: 4 air springs/4 shock absorbers /1 stabilization bar
- Third axle 2 combined air springs/2 shock absorbers/2 leveling sensors
- Kneeling

COMPRESSED AIR

- Dual cylinder air compressor 630 cm3 (pressure 9,5 bar)
- Integrated air dryer: bleeding valves on the air tanks

BRAKES

- EBS/ESP
- Pneumatic service and emergency braking system with two independent air circuits.
- Brake discs, front and rear, with floating calipers and ABS
- Pneumatic parking brake, operating on the rear wheels

RETARDER

- Decompression engine brake
- Hydraulic integrated retarder with brake pedal control and hand lever control,

FUEL TANK AND UREA TANK

- 200 lt diesel tank
- 80 lt Ad Blue tank

TYRES AND WHEELS

- 275/70 R 22,5 tyres

Optional:

- Automatic gearboxes ZF
- Postponed OPT ZF 6S1611BD mechanical gearbox

Optional:

- Lifting of the vehicle's suspensions
- Reinforced shock absorbers

Optional

- 320 lt diesel tank
- 135 lt Ad Blue tank
- 50 lt Ad Blue tank (3 door version)