



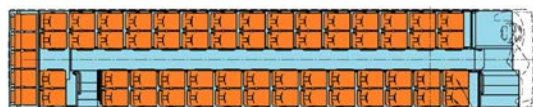
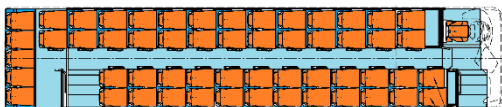

EVADYS

Rear Door



- Intellibus
- Fleet Management Silver / Gold
- ITxPT

Evadys 12/13 m - Cursor 9 Diesel and Paraffinic Fuel EURO VI



Layout 12 m:

55 places

Up to 55 Spacio seats Class III

Layout 13 m:

63 places Lineo seats Class II

Up to 63 Lineo seats Class II
59 + hostess Lineo seats Class III

Length	12 097 mm	12 962 mm
Width	2 550 mm	
Height	3 460 mm	
Wheelbase	6 200 mm	7 065 mm
Front / Rear Overhang	2 605 / 3 292 mm	
Floor height	1 142 mm	
Internal height	1 998 mm	
Front / Middle door access height	344 / 344 mm	
Front / Middle door width	800 mm / 1 200 mm	
Wall-to-wall turning radius	10 770 mm	11 900 mm
Kerb-to-kerb turning radius	8 990 mm	10 120 mm
Approach / Departure angles	8,3° / 8°	
GVW (max permitted weight depends on local legislation)	19 000kg	
Max. weight Rear/Front axle	12 600kg / 7 100kg	
Luggage compartments volume	8,9 m ³	10,5 m ³
Luggage racks volume	1,6 m ³	1,8 m ³

CURSOR 9 EURO VI

Power	294 kW (400 hp) @ 2200 rpm
Torque	1700 Nm at 1200 rpm
Displacement	8,7 litres
6 cylinders in line, vertical transverse at the rear, Common Rail	



EVADYS Rear Door 12/13 m

BODY AND EXTERIOR EQUIPMENT

- Anticorrosion cathoretic treatment of the structure and of the body, finished with a polyurethane resin final coat.
- Front and rear door 800 mm, 1 leaf ext. opening
- Aluminum luggage compartment doors
- Access to the front lights through opening corners
- External rearview mirrors, heated, with electrical control

INTERIOR EQUIPEMENT

- Self-adhesive anti-slip PVC carpet on the floor
- Lateral walls and roof covered by artificial leather
- Roof covered by laminated panels
- Separation walls covered by upholstery material
- Four buttons "STOP" request
- Passengers seats LINEO Tilting
- Curtains
- Internal luggage racks with individual lights and air outlets
- Passenger area direct lights

ELECTRICAL EQUIPMENT

- Two batteries 12V – 225 AH
- Alternators 2x140A
- Electrical box with circuit breakers
- LED Lights: front and rear direction lights, rear position lights, rear brake lights, lateral lights and side markers
- Internal LED lights
- Front Halogen lights, fog lights, DRL LED
- Fire detection system
- Lighting in the luggage compartment
- FMS plug
- 12V/24V sockets on the dashboard

WINDOWS/ THERMAL COMFORT

- Fixed double glassed windows
- A/C with heating
- A/C for driver
- Two roof hatches, manual control
- Convector heating
- Independent heater
- Reinforced insulation of sides, front and rear panel

DRIVER'S COMPARTMENT

- Drivers electric window
- Adjustable driver's seat with air suspension, headrest, 3 pts safety belt
- Lateral and front sun visors with manual control
- On board computer with fuel consumption control
- Digital tachograph

Optional:

- Ski box preparation
- Towing device preparation
- Towing device

Optional:

- Touristic version luggage racks and separation
- Refrigerator integrated in the dashboard
- Removable carpet on steps and corridor
- Passengers seats Lineo Fix or Spacio
- Hostess box
- Passenger area indirect lights

Optional:

- Xenon front lights
- Corner light (integrated in the fog light)
- Warning lights with open doors
- Reverse sensors, reverse camera
- 1 or 2 LCD monitors 19 inch + 19 inch
- Road camera
- Hostess camera
- GPS
- USB plugs
- Pre disposal for Wifi router

Optional:

- Two roof hatches with electrical control
- Reinforced convector heating
- Additional driver's heating on floor
- Electrical defrosting of the windshield

Optional:

- Driver's heating system
- Driver's refrigerator
- Front sun visor with electrical control
- Alcohol tester
- Hostess seat with three pts. safety belt
- LDWS

AFTER TREATMENT SYSTEM EVI

- Hi-SCR after treatment system, main components: Diesel Oxydation Catalyst, Diesel Particulate Filter, Selective Catalytic Reduction of Nox with Ad Blue, Clean Up Catalyst.

GEARBOX

- Mechanical gearbox ZF 6S 1911BO

Optional:

- Automatic gearbox Voith DIWA
- Automatic gearbox ZF ECOLIFE
- Robotized gearbox ZF TRAXON
- E-Horizon traxon

REAR AXLE

- Single reduction hypoid rear axle equipped with "Quiet ride gears set" for low noise
- Standard axle ratio: 3,70

FRONT AXLE/ STEERING

- Front axle with independent wheels suspension
- Worm-type steering with integrated power steering

SUSPENSION

- Full air suspension with self-levelling sensor
- Front: 2 combined air springs/2 shock absorbers/1 levelling sensor
- Rear: 4 air springs/4 shock absorbers /1 stabilization bar/2 levelling sensors

Optional:

- Lifting/Lowering of the vehicle's suspensions
- Reinforced shock absorbers

COMPRESSED AIR

- Dual cylinder air compressor 630 cm3 (pressure 9,5 bar)
- Integrated air dryer: bleeding valves on the air tanks

SAFETY / BRAKES

- EBS/ESP
- Pneumatic service and emergency braking system with two independent air circuits.
- Brake discs, front and rear, with floating calipers and ABS
- Pneumatic parking brake, operating on the rear wheels

Optional:

- AEBS / ACC with ZF automatic & robotized gearboxes

RETARDER

- Decompression engine brake
- Intarder with brake pedal control and hand lever control,

Optional

- Hydraulic integrated retarder

FUEL TANK AND UREA TANK

- 310 lt. diesel tank
- 50 lt. Ad Blue tank

Optional

- 310+120 lt. tank

TYRES AND WHEELS

- 295/80 R 22,5 tyres
- Spare wheel carrier in the front overhang

Optional

- Aluminum wheel rims